

118E

HEAVY DUTY STAPLER



OPERATING MANUAL

www.energy-link.info

一、 Technical data

- 1, Number of stapling heads : 1
- 2, Stapling capacity : 150 sheets (70gsm)
- 3, Throat depth : 30 mm/1.18"
- 4, Staple type : 50 or 23
- 5, Staple length : 6 ~ 18 mm (2.36" ~ 7.09")
- 6, Dimension(WxDxH) : 34x53x32 CM
- 7, Weight : 25 Kg
- 8, Power : 230V/50Hz 115V/60Hz

二、 Instruction

A, Power switch

B, Safety guard

C, Working table



D, Screw Knob

E, Paper stopper
(adjustable)

F, Foot panel

G, Staple loader

H, Staple pusher



Install the working table C

三、Load / Change staple

- 1, Switch power off A
- 2, Open safety guard B (Fig.1)
- 3, Pull staple pusher H backward and locked (Fig.2)
- 4, Loosen screw knob D completely (Fig.3)
- 5, Pull out staple loader G (Fig.4)
- 6, Load/change staple
- 7, Push back staple loader G to original position
- 8, Lock and tighten screw knob D
- 9, Release staple pusher H to push staple forward
- 10, Close safety guard B
- 11, Switch power on



Fig.1




Fig.2



Fig.3



Fig.4